

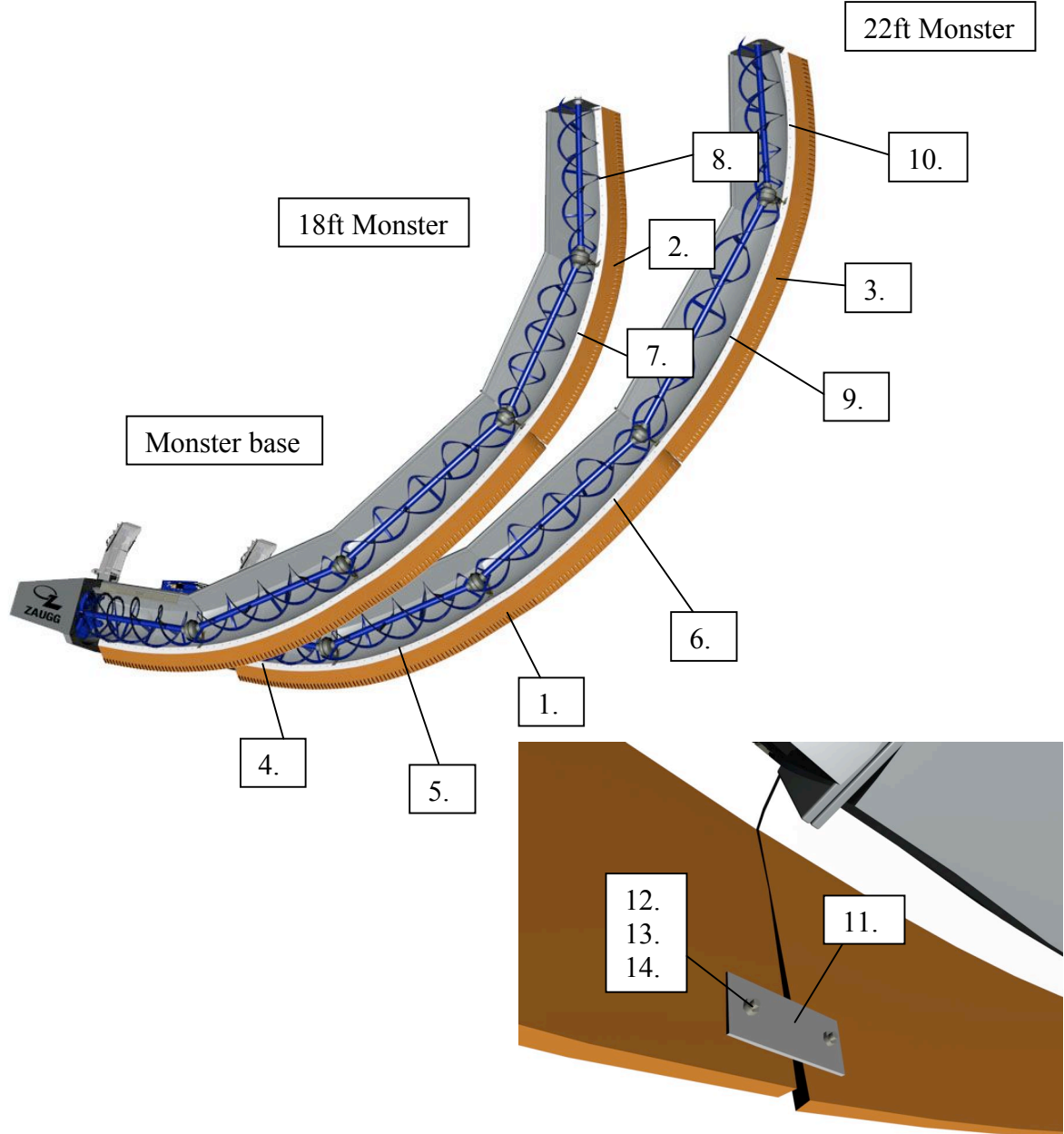


**PIPE MONSTER FINISHER/BLADES/GUARD PLATES REPAIR
AND PARTS MANUAL**

PBL ENTERPRISES

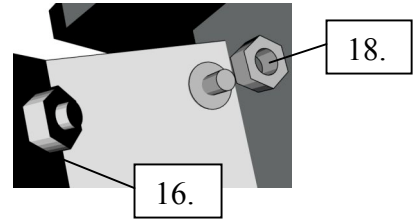
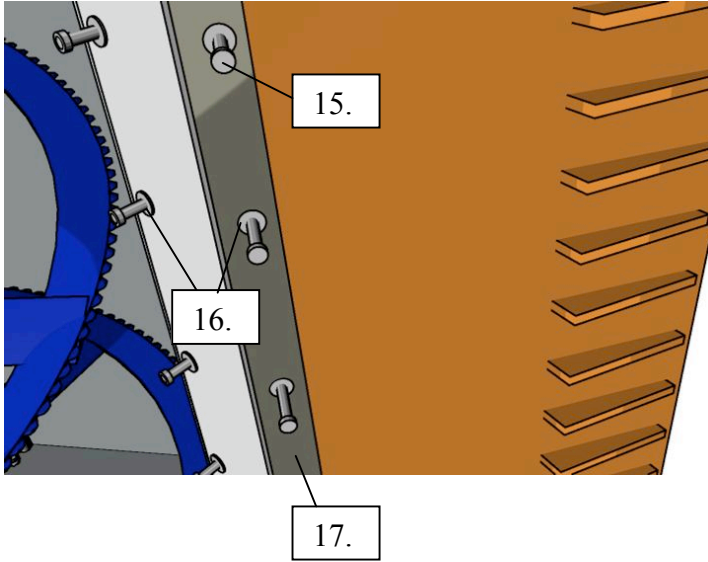
<http://service.zauggamerica.com>

Finisher and blades

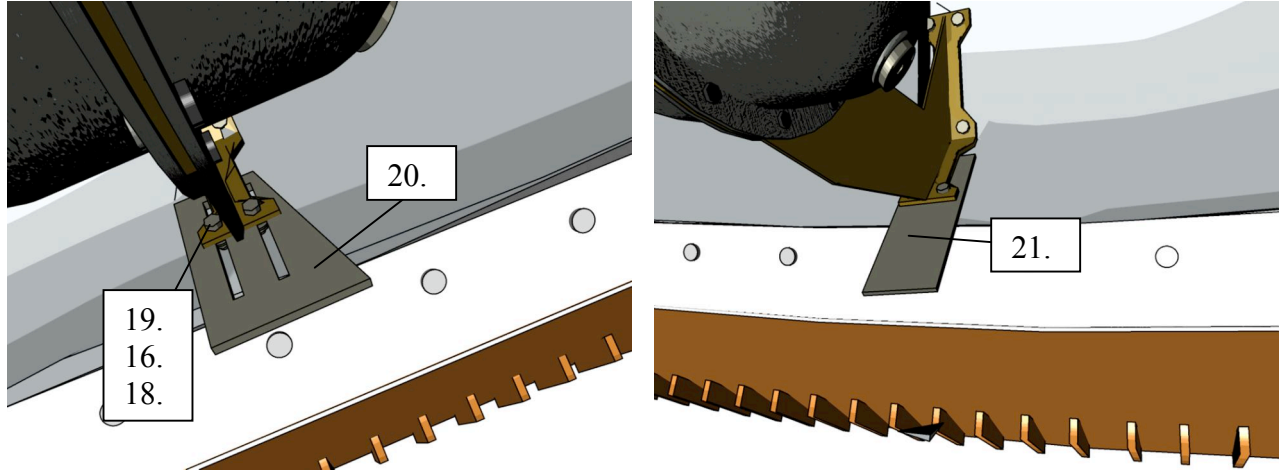


1, 2, 3. A common cause of the rubber finishers breaking is by the cat backing up while the Pipe Monster is still on the floor of the pipe. Even when a cat stops while going uphill, the small amount it rolls back can cause the finisher to fold over and break.

Finisher and Blades



Blades, Guard Plates



14, 15. These blades can be adjusted if you notice a groove or ridge running along the pipe after cutting.

Finisher/Blades/Guard Plates Parts List

1	PD 710	Finisher bottom
2	PD 709	Finisher 18ft Top
3		Finisher 22ft Top
4	PD 711	Blade 0, Pipe Monster Base
5	PD 712	Blade 1, Pipe Monster Base
6	PD 713	Blade 2, Pipe Monster Base
7	PD 714	Blade 3, 18ft Pipe Monster
8	PD 715	Blade 4, 18ft Pipe Monster
9		Blade 3, 22ft Pipe Monster
10		Blade 4, 22ft Pipe Monster
11	PD 723	Connecting Plate
12	D933 M6x30	Hex Head Cap Screw 8.8
13	D985 M6	Lock Nut
14	D9021 M6	Flat Washer
15	I7380 M8x35	Oval head cap screw
16	D9021 M8	Flat Washer
17	PD 724	Custom Sheet Metal
18	D985 M8	Lock Nut
19	D933 M8x25	Hex head cap screw 8.8
20	PD 718	Short Blade
21	PD 717-0	Long Blade
22	SF 4074-105	Guard Plate
23	D934 M12	Hex-Nut
24	SF 1673-114	Threaded Rod